









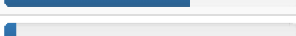
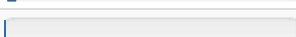

Election Results

The County Clerk's office is responsible for tabulating and certifying the results of elections for county, state and federal offices and referenda. These results are labeled as Official Canvass. All other results appearing on this page, i.e. municipal and school district elections, are unofficial. Occasionally, we may not have access to results from every school district and municipal election. If you are looking for a race that does not appear on the following pages, please contact your municipal or school district clerk for that information. A municipal clerks directory is available on the County Clerk's Webpage.



President of the United States - Democratic

| Candidate Name (Party) | Percent | Votes |
|-------------------------|--|-------|
| Joe Biden |  82.9% | 82677 |
| Dean Phillips |  1.8% | 1826 |
| Uninstructed Delegation |  14.5% | 14496 |
| write-in: |  0.7% | 692 |



President of the United States - Republican

| Candidate Name (Party) | Percent | Votes |
|-------------------------|--|-------|
| Chris Christie |  3.2% | 902 |
| Vivek Ramaswamy |  1.5% | 430 |
| Ron DeSantis |  3.8% | 1052 |
| Nikki Haley |  23.8% | 6645 |
| Donald Trump |  63.1% | 17643 |
| Uninstructed Delegation |  3.9% | 1085 |
| write-in: |  0.7% | 189 |

Court of Appeals Judge District 4

| Candidate Name (Party) | Percent | Votes |
|------------------------|--|-------|
| JoAnne Kloppenburg |  98.8% | 94173 |
| write-in: |  1.2% | 1098 |

Circuit Court Judge Branch 1

| Candidate Name (Party) | Percent | Votes |
|------------------------|--|-------|
| Susan M. Crawford |  99.1% | 89390 |
| write-in: |  0.9% | 850 |

Circuit Court Judge Branch 8

| Candidate Name (Party) | Percent | Votes |
|------------------------|--|-------|
| Frank D. Remington |  99.0% | 88548 |
| write-in: |  1.0% | 925 |

Circuit Court Judge Branch 10

| Candidate Name (Party) | Percent | Votes |
|------------------------|--|-------|
| Ryan D. Nilsestuen |  99.1% | 87481 |
| write-in: |  0.9% | 828 |

Circuit Court Judge Branch 11

| Candidate Name (Party) | Percent | Votes |
|------------------------|---------|-------|
|------------------------|---------|-------|

| Candidate Name (Party) | Percent | Votes |
|------------------------|---------|-------|
| Ellen K. Berz | 99.0% | 87679 |
| write-in: | 1.0% | 914 |

Circuit Court Judge Branch 12

| Candidate Name (Party) | Percent | Votes |
|------------------------|---------|-------|
| Ann Peacock | 99.1% | 86664 |
| write-in: | 0.9% | 784 |

County Supervisor District 1

| Candidate Name (Party) | Percent | Votes |
|------------------------|---------|-------|
| Elizabeth Doyle | 98.8% | 1986 |
| write-in: | 1.2% | 25 |

County Supervisor District 2

| Candidate Name (Party) | Percent | Votes |
|------------------------|---------|-------|
| Heidi Wegleitner | 99.0% | 3216 |
| write-in: | 1.0% | 33 |

County Supervisor District 3

| Candidate Name (Party) | Percent | Votes |
|------------------------|---------|-------|
| Analiese Eicher | 98.6% | 1876 |
| write-in: | 1.4% | 26 |

County Supervisor District 4

| Candidate Name (Party) | Percent | Votes |
|------------------------|---------|-------|
| Matt Veldran | 60.9% | 1402 |
| Richard V Brown Sr | 38.5% | 886 |
| write-in: | 0.6% | 13 |

County Supervisor District 5

| Candidate Name (Party) | Percent | Votes |
|------------------------|---------|-------|
| Henry Fries | 98.6% | 823 |
| write-in: | 1.4% | 12 |

County Supervisor District 6

| Candidate Name (Party) | Percent | Votes |
|------------------------|---------|-------|
| Yogesh Chawla | 99.0% | 3822 |
| write-in: | 1.0% | 38 |

County Supervisor District 7

| Candidate Name (Party) | Percent | Votes |
|------------------------|---------|-------|
| Cecely Castillo | 99.0% | 3720 |
| write-in: | 1.0% | 39 |

County Supervisor District 8

| Candidate Name (Party) | Percent | Votes |
|------------------------|---------|-------|
|------------------------|---------|-------|

| Candidate Name (Party) | Percent | Votes |
|------------------------|---------|-------|
| Jeffrey M Glazer | 99.2% | 1932 |
| write-in: | 0.8% | 15 |

County Supervisor District 9

| Candidate Name (Party) | Percent | Votes |
|------------------------|---------|-------|
| Steven Peters | 68.3% | 1824 |
| John Wollaeger | 31.3% | 835 |
| write-in: | 0.4% | 12 |

County Supervisor District 10

| Candidate Name (Party) | Percent | Votes |
|------------------------|---------|-------|
| Aaron Collins | 99.4% | 3703 |
| write-in: | 0.6% | 21 |

County Supervisor District 11

| Candidate Name (Party) | Percent | Votes |
|------------------------|---------|-------|
| Richelle Andrae | 99.4% | 3083 |
| write-in: | 0.6% | 18 |

County Supervisor District 12

| Candidate Name (Party) | Percent | Votes |
|------------------------|---------|-------|
| Sean Burke | 39.0% | 794 |
| Tommy Rylander | 60.1% | 1224 |
| write-in: | 0.9% | 18 |

County Supervisor District 13

| Candidate Name (Party) | Percent | Votes |
|------------------------|---------|-------|
| Travis Austin | 36.2% | 628 |
| Jay Brower | 62.8% | 1088 |
| write-in: | 1.0% | 17 |

County Supervisor District 14

| Candidate Name (Party) | Percent | Votes |
|------------------------|---------|-------|
| Anthony J. Gray | 98.7% | 2300 |
| write-in: | 1.3% | 30 |

County Supervisor District 15

| Candidate Name (Party) | Percent | Votes |
|------------------------|---------|-------|
| April Kigeya | 99.1% | 2753 |
| write-in: | 0.9% | 25 |

County Supervisor District 16

| Candidate Name (Party) | Percent | Votes |
|------------------------|---------|-------|
| Rick Rose | 98.8% | 2398 |
| write-in: | 1.2% | 30 |

County Supervisor District 17

| Candidate Name (Party) | Percent | Votes |
|------------------------|--|-------|
| Dan Blazewicz | <div><div style="width: 98.9%;"></div></div> 98.9% | 2819 |
| write-in: | <div><div style="width: 1.1%;"></div></div> 1.1% | 30 |

County Supervisor District 18

| Candidate Name (Party) | Percent | Votes |
|------------------------|--|-------|
| Michele Ritt | <div><div style="width: 99.4%;"></div></div> 99.4% | 2345 |
| write-in: | <div><div style="width: 0.6%;"></div></div> 0.6% | 15 |

County Supervisor District 19

| Candidate Name (Party) | Percent | Votes |
|------------------------|--|-------|
| Brenda Yang | <div><div style="width: 98.3%;"></div></div> 98.3% | 1951 |
| write-in: | <div><div style="width: 1.7%;"></div></div> 1.7% | 33 |

County Supervisor District 20

| Candidate Name (Party) | Percent | Votes |
|------------------------|--|-------|
| Jeff Weigand | <div><div style="width: 52.5%;"></div></div> 52.5% | 1576 |
| Andrea Andrews | <div><div style="width: 47.3%;"></div></div> 47.3% | 1420 |
| write-in: | <div><div style="width: 0.2%;"></div></div> 0.2% | 5 |

County Supervisor District 21

| Candidate Name (Party) | Percent | Votes |
|------------------------|--|-------|
| Jeffrey Kroning | <div><div style="width: 99.3%;"></div></div> 99.3% | 2591 |
| write-in: | <div><div style="width: 0.7%;"></div></div> 0.7% | 18 |

County Supervisor District 22

| Candidate Name (Party) | Percent | Votes |
|------------------------|--|-------|
| Maureen McCarville | <div><div style="width: 56.4%;"></div></div> 56.4% | 1383 |
| Rebecca Witherspoon | <div><div style="width: 43.5%;"></div></div> 43.5% | 1067 |
| write-in: | <div><div style="width: 0.2%;"></div></div> 0.2% | 4 |

County Supervisor District 23

| Candidate Name (Party) | Percent | Votes |
|------------------------|--|-------|
| Chuck Erickson | <div><div style="width: 98.5%;"></div></div> 98.5% | 1974 |
| write-in: | <div><div style="width: 1.5%;"></div></div> 1.5% | 30 |

County Supervisor District 24

| Candidate Name (Party) | Percent | Votes |
|------------------------|--|-------|
| Sarah Smith | <div><div style="width: 98.9%;"></div></div> 98.9% | 2976 |
| write-in: | <div><div style="width: 1.1%;"></div></div> 1.1% | 34 |

County Supervisor District 25

| Candidate Name (Party) | Percent | Votes |
|------------------------|--|-------|
| David Boetcher | <div><div style="width: 62.0%;"></div></div> 62.0% | 2175 |
| Mark Foster | <div><div style="width: 37.7%;"></div></div> 37.7% | 1323 |
| write-in: | <div><div style="width: 0.2%;"></div></div> 0.2% | 8 |

| Candidate Name (Party) | Percent | Votes |
|------------------------|---------|-------|
|------------------------|---------|-------|

County Supervisor District 26

| Candidate Name (Party) | Percent | Votes |
|------------------------|---------|-------|
| Lisa D. Jackson | 99.2% | 2267 |
| write-in: | 0.8% | 18 |

County Supervisor District 27

| Candidate Name (Party) | Percent | Votes |
|------------------------|---------|-------|
| Kierstin Huelsemann | 98.4% | 1303 |
| write-in: | 1.6% | 21 |

County Supervisor District 28

| Candidate Name (Party) | Percent | Votes |
|------------------------|---------|-------|
| Michele Doolan | 58.2% | 2163 |
| Bill Brosius | 41.4% | 1538 |
| write-in: | 0.5% | 18 |

County Supervisor District 29

| Candidate Name (Party) | Percent | Votes |
|------------------------|---------|-------|
| Don Postler | 89.7% | 1965 |
| write-in: | 10.3% | 226 |

County Supervisor District 30

| Candidate Name (Party) | Percent | Votes |
|------------------------|---------|-------|
| Patrick Downing | 98.7% | 2286 |
| write-in: | 1.3% | 30 |

County Supervisor District 31

| Candidate Name (Party) | Percent | Votes |
|------------------------|---------|-------|
| Jerry Bollig | 98.9% | 2489 |
| write-in: | 1.1% | 27 |

County Supervisor District 32

| Candidate Name (Party) | Percent | Votes |
|------------------------|---------|-------|
| Chad Kemp | 99.1% | 2324 |
| write-in: | 0.9% | 22 |

County Supervisor District 33

| Candidate Name (Party) | Percent | Votes |
|------------------------|---------|-------|
| Randy Udell | 98.8% | 2937 |
| write-in: | 1.2% | 35 |

County Supervisor District 34

| Candidate Name (Party) | Percent | Votes |
|------------------------|---------|-------|
| Ed Wreh | 44.9% | 2282 |
| Patrick Miles | 54.7% | 2780 |

| Candidate Name (Party) | Percent | Votes |
|------------------------|---------|-------|
| write-in: | 0.4% | 18 |

County Supervisor District 35

| Candidate Name (Party) | Percent | Votes |
|------------------------|---------|-------|
| Michael Engelberger | 99.1% | 3013 |
| write-in: | 0.9% | 27 |

County Supervisor District 36

| Candidate Name (Party) | Percent | Votes |
|------------------------|---------|-------|
| Loreen Y. Gage | 48.7% | 1422 |
| David Peterson | 48.9% | 1427 |
| write-in: | 2.4% | 69 |

County Supervisor District 37

| Candidate Name (Party) | Percent | Votes |
|------------------------|---------|-------|
| Kerry Marren | 98.7% | 2423 |
| write-in: | 1.3% | 31 |

Municipal Judge C. Edgerton, T. Albion & Fulton

| Candidate Name (Party) | Percent | Votes |
|------------------------|---------|-------|
| Jeffrey T. Roethe | 98.2% | 380 |
| write-in: | 1.8% | 7 |

Municipal Judge C. Stoughton, T. Dunkirk...

| Candidate Name (Party) | Percent | Votes |
|------------------------|---------|-------|
| Scott Dirks | 99.5% | 3857 |
| write-in: | 0.5% | 19 |

Municipal Judge V. Mount Horeb, T. Perry, Primrose...

| Candidate Name (Party) | Percent | Votes |
|------------------------|---------|-------|
| Jody Morey | 99.0% | 1832 |
| write-in: | 1.0% | 18 |

Verona Mayor

| Candidate Name (Party) | Percent | Votes |
|------------------------|---------|-------|
| Luke Diaz | 98.0% | 2160 |
| write-in: | 2.0% | 43 |

Edgerton Alderperson District 3

| Candidate Name (Party) | Percent | Votes |
|------------------------|---------|-------|
| Jim Burdick | 100% | 29 |
| write-in: | 0% | 0 |

Fitchburg Alder District 1, Seat 2

| Candidate Name (Party) | Percent | Votes |
|------------------------|---------|-------|
| Joe Maldonado | 97.7% | 723 |

| Candidate Name (Party) | Percent | Votes |
|------------------------|---------|-------|
| write-in: | | 2.3% |
| | | 17 |

Fitchburg Alder District 2, Seat 4

| Candidate Name (Party) | Percent | Votes |
|------------------------|---------|-------|
| Gabriella Gerhardt | | 98.9% |
| | | 1147 |
| write-in: | | 1.1% |
| | | 13 |

Fitchburg Alder District 3, Seat 6

| Candidate Name (Party) | Percent | Votes |
|------------------------|---------|-------|
| Donald D. Dantzler Jr. | | 61.7% |
| | | 816 |
| Patrick Wilson | | 38.0% |
| | | 502 |
| write-in: | | 0.3% |
| | | 4 |

Fitchburg Alder District 4, Seat 8

| Candidate Name (Party) | Percent | Votes |
|------------------------|---------|-------|
| Marc Jones | | 39.8% |
| | | 646 |
| Nicole Vafadari | | 60.1% |
| | | 976 |
| write-in: | | 0.2% |
| | | 3 |

Middleton Alder District 2

| Candidate Name (Party) | Percent | Votes |
|------------------------|---------|-------|
| Kim Madden | | 99.0% |
| | | 508 |
| write-in: | | 1.0% |
| | | 5 |

Middleton Alder District 4

| Candidate Name (Party) | Percent | Votes |
|------------------------|---------|-------|
| Todd Kalish | | 98.4% |
| | | 316 |
| write-in: | | 1.6% |
| | | 5 |

Middleton Alder District 6

| Candidate Name (Party) | Percent | Votes |
|------------------------|---------|-------|
| Lisa Janairo | | 98.3% |
| | | 572 |
| write-in: | | 1.7% |
| | | 10 |

Middleton Alder District 8

| Candidate Name (Party) | Percent | Votes |
|------------------------|---------|-------|
| Randall Crow | | 99.4% |
| | | 344 |
| write-in: | | 0.6% |
| | | 2 |

Monona Alderperson (3)

| Candidate Name (Party) | Percent | Votes |
|------------------------|---------|-------|
| Patrick M. DePula | | 22.4% |
| | | 1421 |
| Candyce VerBurg | | 5.5% |
| | | 348 |
| Rachel Kugle | | 16.8% |
| | | 1066 |
| Teresa Radermacher | | 24.7% |
| | | 1569 |
| Brian Holmquist | | 22.0% |
| | | 1397 |

| Candidate Name (Party) | Percent | Votes |
|------------------------|---------|-------|
| Jerry Thompson | 8.3% | 525 |
| write-in: | 0.5% | 29 |

Stoughton Alder District 1

| Candidate Name (Party) | Percent | Votes |
|------------------------|---------|-------|
| Christina S. Scanlon | 99.0% | 609 |
| write-in: | 1.0% | 6 |

Stoughton Alder District 2

| Candidate Name (Party) | Percent | Votes |
|------------------------|---------|-------|
| Phil Caravello | 98.4% | 549 |
| write-in: | 1.6% | 9 |

Stoughton Alder District 3

| Candidate Name (Party) | Percent | Votes |
|------------------------|---------|-------|
| Regina Hirsch | 98.5% | 608 |
| write-in: | 1.5% | 9 |

Stoughton Alder District 4

| Candidate Name (Party) | Percent | Votes |
|------------------------|---------|-------|
| write-in: | 100% | 34 |

Stoughton Alder District 4 (1-year term)

| Candidate Name (Party) | Percent | Votes |
|------------------------|---------|-------|
| Patrick M. Butler | 99.5% | 629 |
| write-in: | 0.5% | 3 |

Sun Prairie Alder District 1

| Candidate Name (Party) | Percent | Votes |
|------------------------|---------|-------|
| Steve Stocker | 99.2% | 1221 |
| write-in: | 0.8% | 10 |

Sun Prairie Alder District 2

| Candidate Name (Party) | Percent | Votes |
|------------------------|---------|-------|
| Bill Baker | 46.9% | 798 |
| Santiago Rosas | 52.5% | 894 |
| write-in: | 0.6% | 10 |

Sun Prairie Alder District 3

| Candidate Name (Party) | Percent | Votes |
|------------------------|---------|-------|
| Maureen Crombie | 98.3% | 1025 |
| write-in: | 1.7% | 18 |

Sun Prairie Alder District 4

| Candidate Name (Party) | Percent | Votes |
|------------------------|---------|-------|
| Cassi Benedict | 50.6% | 700 |

| Candidate Name (Party) | Percent | Votes |
|------------------------|---------|-------|
| David Virgell | 48.7% | 673 |
| write-in: | 0.7% | 10 |

Verona Alder District 1

| Candidate Name (Party) | Percent | Votes |
|------------------------|---------|-------|
| Brandon Braithwaite | 50.4% | 280 |
| Lachlann Swanson | 48.9% | 272 |
| write-in: | 0.7% | 4 |

Verona Alder District 2

| Candidate Name (Party) | Percent | Votes |
|------------------------|---------|-------|
| Rye Kimmitt | 98.6% | 489 |
| write-in: | 1.4% | 7 |

Verona Alder District 3

| Candidate Name (Party) | Percent | Votes |
|------------------------|---------|-------|
| Spencer Harrison | 99.3% | 574 |
| write-in: | 0.7% | 4 |

Verona Alder District 4

| Candidate Name (Party) | Percent | Votes |
|------------------------|---------|-------|
| Patrick Lytle | 99.2% | 467 |
| write-in: | 0.8% | 4 |

Dane Village President

| Candidate Name (Party) | Percent | Votes |
|------------------------|---------|-------|
| Don Postler | 97.0% | 159 |
| write-in: | 3.0% | 5 |

Marshall Village President

| Candidate Name (Party) | Percent | Votes |
|------------------------|---------|-------|
| Christopher Campbell | 48.8% | 369 |
| John M. Schuepbach | 51.2% | 387 |
| write-in: | 0% | 0 |

Blue Mounds Village Trustee (2)

| Candidate Name (Party) | Percent | Votes |
|------------------------|---------|-------|
| Jim Frame | 38.7% | 139 |
| Matthew Heindl | 18.4% | 66 |
| Rick Kelly | 41.5% | 149 |
| write-in: | 1.4% | 5 |

Dane Village Trustee (2)

| Candidate Name (Party) | Percent | Votes |
|------------------------|---------|-------|
| Julie McKiernan | 53.5% | 138 |
| Nicholas Browne | 46.1% | 119 |

| Candidate Name (Party) | Percent | Votes |
|------------------------|---------|-------|
| write-in: | 0.4% | 1 |

Marshall Village Trustee (2)

| Candidate Name (Party) | Percent | Votes |
|------------------------|---------|-------|
| Julie Bowman | 54.6% | 483 |
| Elesa Kinder | 44.6% | 394 |
| write-in: | 0.8% | 7 |

Mount Horeb Village Trustee (2)

| Candidate Name (Party) | Percent | Votes |
|------------------------|---------|-------|
| Marc Schellpfeffer | 50.0% | 1009 |
| Tim White | 48.6% | 981 |
| write-in: | 1.4% | 28 |

Rockdale Village Trustee (2)

| Candidate Name (Party) | Percent | Votes |
|------------------------|---------|-------|
| Kimberly Zuelsdorf | 98.4% | 60 |
| write-in: | 1.6% | 1 |

Windsor Village Trustee (2)

| Candidate Name (Party) | Percent | Votes |
|------------------------|---------|-------|
| Ed Wall | 45.6% | 887 |
| Monica M. Smith | 53.1% | 1034 |
| write-in: | 1.3% | 26 |

Belleville Village Trustee (3)

| Candidate Name (Party) | Percent | Votes |
|------------------------|---------|-------|
| Mike Zirbes | 33.7% | 328 |
| Tony Boehnen | 33.6% | 327 |
| Maxine L. Ward | 28.6% | 278 |
| write-in: | 4.0% | 39 |





Black Earth Village Trustee (3)

| Candidate Name (Party) | Percent | Votes |
|------------------------|---------|-------|
| Mitch Hodson | 25.8% | 252 |
| Dylan Helmenstine | 26.9% | 262 |
| Tom Marks | 13.0% | 127 |
| Pam Louis-Reindl | 22.9% | 223 |
| James Coyle | 11.0% | 107 |
| write-in: | 0.4% | 4 |







Brooklyn Village Trustee (3)

| Candidate Name (Party) | Percent | Votes |
|------------------------|---------|-------|
| Michael Gehrmann | 41.4% | 91 |
| Dan Olson | 46.4% | 102 |
| write-in: | 12.3% | 27 |






Cambridge Village Trustee (3)

| Candidate Name (Party) | Percent | Votes |
|------------------------|--|-------|
| Kris James Breunig |  34.0% | 346 |
| Eric Wittwer |  32.5% | 331 |
| Paula Hollenbeck |  31.7% | 323 |
| write-in: |  1.9% | 19 |

Cottage Grove Village Trustee (3)

| Candidate Name (Party) | Percent | Votes |
|------------------------|--|-------|
| Vincent Wittig |  13.9% | 449 |
| Chris Stoa |  23.5% | 760 |
| Peter Doll |  19.4% | 626 |
| Cynthia Kelm-Nelson |  26.6% | 858 |
| Brandon Buell |  15.7% | 506 |
| write-in: |  1.0% | 32 |




Cross Plains Village Trustee (3)

| Candidate Name (Party) | Percent | Votes |
|------------------------|--|-------|
| Michael Pomykalski |  27.3% | 542 |
| Cody Bratton |  26.9% | 534 |
| Cameron Bjorklund |  23.4% | 466 |
| Matthew Meinholz |  21.8% | 434 |
| write-in: |  0.6% | 12 |








Deerfield Village Trustee (3)

| Candidate Name (Party) | Percent | Votes |
|------------------------|--|-------|
| Kerri Hewitt |  79.0% | 260 |
| write-in: |  21.0% | 69 |

DeForest Village Trustee (3)





| Candidate Name (Party) | Percent | Votes |
|------------------------|--|-------|
| Colleen Little |  44.2% | 1251 |
| William Landgraf |  37.3% | 1057 |
| write-in: |  18.4% | 522 |

Maple Bluff Village Trustee (3)





| Candidate Name (Party) | Percent | Votes |
|------------------------|--|-------|
| Robert J. Gingras |  15.0% | 239 |
| Kristine Jaeger |  19.7% | 313 |
| Paula Cooper Hughes |  13.8% | 220 |
| Lillian Bickers |  15.4% | 245 |
| Mike B. Wittenwyler |  18.5% | 294 |
| Greg Engle |  17.3% | 276 |
| write-in: |  0.3% | 4 |

Mazomanie Village Trustee (3)



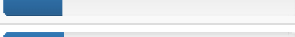
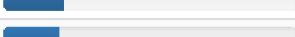
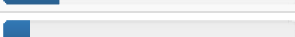
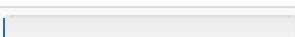

| Candidate Name (Party) | Percent | Votes |
|------------------------|---------|-------|
|------------------------|---------|-------|

| | | | |
|--------------|--|-------|-----|
| James Marx |  | 32.1% | 322 |
| Natalie Beil |  | 35.4% | 355 |
| Ray Schlamp |  | 30.8% | 309 |
| write-in: |  | 1.6% | 16 |




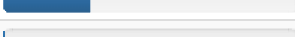

McFarland Village Trustee (3)

| Candidate Name (Party) | Percent | Votes |
|------------------------|--|-------|
| Alisa Leamy |  35.9% | 2080 |
| Lowell J. Prill |  30.9% | 1788 |
| Miguel Pena |  32.3% | 1872 |
| write-in: |  0.9% | 51 |




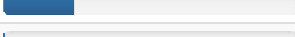

Oregon Village Trustee (3)

| Candidate Name (Party) | Percent | Votes |
|------------------------|---|-------|
| Sara Dewey |  15.4% | 1029 |
| Mike Wunsch |  15.8% | 1054 |
| Tom Kirchdoerfer |  19.8% | 1320 |
| Amanda Peterson |  20.3% | 1355 |
| Lynn McDaniel |  19.0% | 1268 |
| Alissa Rozner |  9.2% | 611 |
| write-in: |  0.6% | 37 |



Shorewood Hills Village Trustee (3)

| Candidate Name (Party) | Percent | Votes |
|------------------------|--|-------|
| Christine Maxon Herro |  14.8% | 265 |
| Dietmar Bassuner |  24.6% | 441 |
| Carol Barford |  30.6% | 548 |
| Bob Falk |  29.7% | 532 |
| write-in: |  0.4% | 7 |



Waunakee Village Trustee (3)

| Candidate Name (Party) | Percent | Votes |
|------------------------|--|-------|
| Brian Wallace |  19.5% | 1610 |
| Nila Frye |  28.6% | 2359 |
| Erin Moran |  27.6% | 2281 |
| Joe Zitzelsberger |  23.8% | 1969 |
| write-in: |  0.5% | 39 |

Belleville Municipal Judge

| Candidate Name (Party) | Percent | Votes |
|------------------------|--|-------|
| Mary G. Gehin |  99.5% | 362 |
| write-in: |  0.5% | 2 |

Village of Cottage Grove Municipal Judge

| Candidate Name (Party) | Percent | Votes |
|------------------------|--|-------|
| Mark L. Hepfinger |  99.0% | 1082 |
| write-in: |  1.0% | 11 |

Village of Cross Plains Municipal Judge

| Candidate Name (Party) | Percent | Votes |
|------------------------|---------|-------|
| Robert Westerlund | 40.5% | 290 |
| Jerome A. Geurts | 58.8% | 421 |
| write-in: | 0.7% | 5 |

Maple Bluff Municipal Judge

| Candidate Name (Party) | Percent | Votes |
|------------------------|---------|-------|
| Walter R. Stewart | 99.5% | 420 |
| write-in: | 0.5% | 2 |

Marshall Municipal Judge

| Candidate Name (Party) | Percent | Votes |
|------------------------|---------|-------|
| Kelly Rehwoldt | 99.8% | 517 |
| write-in: | 0.2% | 1 |

McFarland Municipal Judge

| Candidate Name (Party) | Percent | Votes |
|------------------------|---------|-------|
| Randi L. Othrow | 99.3% | 2305 |
| write-in: | 0.7% | 16 |

Shorewood Hills Municipal Judge

| Candidate Name (Party) | Percent | Votes |
|------------------------|---------|-------|
| Felice Borisy-Rudin | 99.0% | 591 |
| write-in: | 1.0% | 6 |

Waunakee Municipal Judge

| Candidate Name (Party) | Percent | Votes |
|------------------------|---------|-------|
| Nicholas Rifelj | 99.3% | 2432 |
| write-in: | 0.7% | 17 |

City of Middleton Municipal Judge

| Candidate Name (Party) | Percent | Votes |
|------------------------|---------|-------|
| Ben J. Schulenburg | 99.5% | 3350 |
| write-in: | 0.5% | 17 |

Monona Municipal Judge

| Candidate Name (Party) | Percent | Votes |
|------------------------|---------|-------|
| write-in: | 100% | 834 |

City of Verona Municipal Judge

| Candidate Name (Party) | Percent | Votes |
|------------------------|---------|-------|
| Bill Weigel | 99.3% | 2021 |
| write-in: | 0.7% | 14 |

Albion Town Board Supervisor (2)

| Candidate Name (Party) | Percent | Votes |
|------------------------|---------|-------|
| Pat Tesar | 33.7% | 249 |
| Bruce Hudson | 38.0% | 281 |
| Don Harried | 28.0% | 207 |
| write-in: | 0.3% | 2 |

Blooming Grove Town Board Supervisor (2)

| Candidate Name (Party) | Percent | Votes |
|------------------------|---------|-------|
| Dean Larson | 51.3% | 232 |
| Jeffrey Teuscher | 48.0% | 217 |
| write-in: | 0.7% | 3 |

Deerfield Town Board Supervisor (2)

| Candidate Name (Party) | Percent | Votes |
|------------------------|---------|-------|
| Randy Behlke | 46.3% | 202 |
| Nick Brattlie | 52.3% | 228 |
| write-in: | 1.4% | 6 |

Mazomanie Town Board Supervisor (2)

| Candidate Name (Party) | Percent | Votes |
|------------------------|---------|-------|
| Daniel Behringer | 46.5% | 192 |
| Mike Kindschi | 52.8% | 218 |
| write-in: | 0.7% | 3 |

Medina Town Board Supervisor (2)

| Candidate Name (Party) | Percent | Votes |
|------------------------|---------|-------|
| Sue A. Zingshiem | 52.3% | 279 |
| Phillip Braithwaite | 45.6% | 243 |
| write-in: | 2.1% | 11 |

Oregon Town Board Supervisor (2)

| Candidate Name (Party) | Percent | Votes |
|------------------------|---------|-------|
| Arlan Kay | 49.6% | 457 |
| Laurie Fitzgerald | 48.4% | 446 |
| write-in: | 2.1% | 19 |

Rutland Town Board Supervisor (2)

| Candidate Name (Party) | Percent | Votes |
|------------------------|---------|-------|
| Nancy Nedveck | 48.8% | 375 |
| Mark Porter | 50.5% | 388 |
| write-in: | 0.8% | 6 |

Westport Town Board Supervisor 1

| Candidate Name (Party) | Percent | Votes |
|------------------------|---------|-------|
| Joe Pichette | 99.7% | 734 |
| write-in: | 0.3% | 2 |

Vermont Town Board Supervisor 2

| Candidate Name (Party) | Percent | Votes |
|------------------------|--|-------|
| Nick J. Balster | <div><div style="width: 100%;"></div></div> 100% | 194 |
| write-in: | <div><div style="width: 0%;"></div></div> 0% | 0 |

Berry Town Board Supervisor 3

| Candidate Name (Party) | Percent | Votes |
|------------------------|--|-------|
| Nichole Schwoerer | <div><div style="width: 98.3%;"></div></div> 98.3% | 229 |
| write-in: | <div><div style="width: 1.7%;"></div></div> 1.7% | 4 |

Cottage Grove Town Board Supervisor 3

| Candidate Name (Party) | Percent | Votes |
|------------------------|--|-------|
| Kristi Williams | <div><div style="width: 99.3%;"></div></div> 99.3% | 674 |
| write-in: | <div><div style="width: 0.7%;"></div></div> 0.7% | 5 |

Cross Plains Town Board Supervisor 3

| Candidate Name (Party) | Percent | Votes |
|------------------------|--|-------|
| Greg Haack | <div><div style="width: 99.7%;"></div></div> 99.7% | 325 |
| write-in: | <div><div style="width: 0.3%;"></div></div> 0.3% | 1 |

Middleton Town Board Supervisor 3

| Candidate Name (Party) | Percent | Votes |
|------------------------|--|-------|
| Ken Opin | <div><div style="width: 97.8%;"></div></div> 97.8% | 892 |
| write-in: | <div><div style="width: 2.2%;"></div></div> 2.2% | 20 |

Pleasant Springs Town Board Supervisor 3

| Candidate Name (Party) | Percent | Votes |
|------------------------|--|-------|
| Renee Gouaux | <div><div style="width: 98.4%;"></div></div> 98.4% | 565 |
| write-in: | <div><div style="width: 1.6%;"></div></div> 1.6% | 9 |

Springfield Town Board Supervisor 3

| Candidate Name (Party) | Percent | Votes |
|------------------------|--|-------|
| Bill Acker | <div><div style="width: 44.1%;"></div></div> 44.1% | 268 |
| Art Meinholz | <div><div style="width: 55.8%;"></div></div> 55.8% | 339 |
| write-in: | <div><div style="width: 0.2%;"></div></div> 0.2% | 1 |

Verona Town Board Supervisor 3

| Candidate Name (Party) | Percent | Votes |
|------------------------|--|-------|
| Mike Duerst | <div><div style="width: 97.5%;"></div></div> 97.5% | 353 |
| write-in: | <div><div style="width: 2.5%;"></div></div> 2.5% | 9 |

Vienna Town Board Supervisor 3

| Candidate Name (Party) | Percent | Votes |
|------------------------|--|-------|
| Gary Endres | <div><div style="width: 99.6%;"></div></div> 99.6% | 258 |
| write-in: | <div><div style="width: 0.4%;"></div></div> 0.4% | 1 |

Westport Town Board Supervisor 3

| Candidate Name (Party) | Percent | Votes |
|------------------------|---------|-------|
| Mark Crowell | 67.7% | 525 |
| Jeremy Lange | 31.8% | 247 |
| write-in: | 0.5% | 4 |

Berry Town Board Supervisor 4

| Candidate Name (Party) | Percent | Votes |
|------------------------|---------|-------|
| Derek Statz | 97.5% | 231 |
| write-in: | 2.5% | 6 |

Burke Town Board Supervisor 4

| Candidate Name (Party) | Percent | Votes |
|------------------------|---------|-------|
| Dave Severson | 99.1% | 441 |
| write-in: | 0.9% | 4 |

Cottage Grove Town Board Supervisor 4

| Candidate Name (Party) | Percent | Votes |
|------------------------|---------|-------|
| Mike DuPlayee | 98.9% | 613 |
| write-in: | 1.1% | 7 |

Cross Plains Town Board Supervisor 4

| Candidate Name (Party) | Percent | Votes |
|------------------------|---------|-------|
| Paul J. Correll | 99.3% | 269 |
| write-in: | 0.7% | 2 |

Middleton Town Board Supervisor 4

| Candidate Name (Party) | Percent | Votes |
|------------------------|---------|-------|
| Tom Stemrich | 97.6% | 884 |
| write-in: | 2.4% | 22 |

Pleasant Springs Town Board Supervisor 4

| Candidate Name (Party) | Percent | Votes |
|------------------------|---------|-------|
| Melanie Miller | 99.1% | 558 |
| write-in: | 0.9% | 5 |

Springfield Town Board Supervisor 4



| Candidate Name (Party) | Percent | Votes |
|------------------------|---------|-------|
| Leon Zinck III | 98.3% | 399 |
| write-in: | 1.7% | 7 |

Vermont Town Board Supervisor 4

| Candidate Name (Party) | Percent | Votes |
|------------------------|---------|-------|
| Doug Meier | 99.0% | 202 |
| write-in: | 1.0% | 2 |

Verona Town Board Supervisor 4


| Candidate Name (Party) | Percent | Votes |
|------------------------|---------|-------|
|------------------------|---------|-------|

| | | | |
|-----------|---|-------|-----|
| Deb Paul |  | 98.6% | 340 |
| write-in: |  | 1.4% | 5 |




Vienna Town Board Supervisor 4

| Candidate Name (Party) | Percent | Votes | |
|------------------------|--|-------|-----|
| Dakota Cable |  | 99.6% | 223 |
| write-in: |  | 0.4% | 1 |





Burke Town Board Supervisor 5

| Candidate Name (Party) | Percent | Votes | |
|------------------------|--|-------|-----|
| Lisa Rubrich |  | 99.3% | 421 |
| write-in: |  | 0.7% | 3 |





Belleville School Board Member (2)

| Candidate Name (Party) | Percent | Votes | |
|------------------------|--|-------|-----|
| Meg Anthony |  | 51.3% | 501 |
| Alan D. Charles |  | 47.2% | 461 |
| write-in: |  | 1.4% | 14 |





Cambridge School Board Member (2)

| Candidate Name (Party) | Percent | Votes | |
|------------------------|--|-------|-----|
| Jay Fisher |  | 27.2% | 458 |
| Jim Womble |  | 38.6% | 650 |
| Jesus M. Rivera |  | 33.3% | 561 |
| write-in: |  | 0.9% | 16 |





McFarland School Board Member (2)

| Candidate Name (Party) | Percent | Votes | |
|------------------------|--|-------|------|
| Cassandra Dennis |  | 26.7% | 1849 |
| Megan Chatman |  | 31.1% | 2157 |
| Bruce Fischer |  | 41.7% | 2892 |
| write-in: |  | 0.5% | 32 |




Mount Horeb School Board Member (2)

| Candidate Name (Party) | Percent | Votes | |
|------------------------|--|-------|------|
| Jim Myers |  | 30.6% | 1331 |
| Sarah Sarbacker |  | 35.3% | 1533 |
| Tom Schlinggen |  | 33.4% | 1453 |
| write-in: |  | 0.6% | 28 |



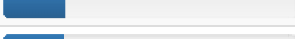
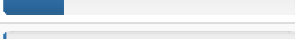

New Glarus School Board Member (2)

| Candidate Name (Party) | Percent | Votes | |
|------------------------|--|-------|----|
| Scott D. Rippe |  | 20.4% | 28 |
| Travis Zimmerman |  | 42.3% | 58 |
| Cari Ann Muggenburg |  | 35.0% | 48 |
| write-in: |  | 2.2% | 3 |





Pecatonica School Board Member (2)

| Candidate Name (Party) | Percent | Votes |
|------------------------|--|-------|
| Megan Reading |  55.0% | 11 |
| Brian J. Schlafli |  45.0% | 9 |
| write-in: |  0% | 0 |





Sun Prairie School Board Member (2)

| Candidate Name (Party) | Percent | Votes |
|------------------------|--|-------|
| Bryn Horton |  34.2% | 4473 |
| Alwyn Foster |  23.4% | 3062 |
| Albert Chen |  20.8% | 2729 |
| Teran Peterson |  20.7% | 2712 |
| write-in: |  0.9% | 114 |


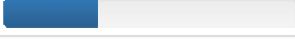


Columbus School Board Member (3)

| Candidate Name (Party) | Percent | Votes |
|------------------------|--|-------|
| Julie Hajewski |  35.9% | 78 |
| Adam Pulver |  31.3% | 68 |
| Karen Smith |  30.9% | 67 |
| write-in: |  1.8% | 4 |





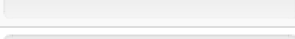

Deerfield School Board Member (3)

| Candidate Name (Party) | Percent | Votes |
|------------------------|--|-------|
| Sandy Fischer |  33.4% | 460 |
| Sarah Hart |  32.3% | 446 |
| Jeff Salkowski |  32.8% | 452 |
| write-in: |  1.5% | 21 |

Edgerton School Board Member (3)







| Candidate Name (Party) | Percent | Votes |
|------------------------|--|-------|
| Steven Doll |  33.2% | 332 |
| Kelly Kwiatkowski |  32.1% | 321 |
| Jenna Gresens |  33.7% | 337 |
| write-in: |  1.1% | 11 |

Evansville School Board Member (3)





| Candidate Name (Party) | Percent | Votes |
|------------------------|--|-------|
| Crystal Alling |  0% | 0 |
| Melissa Hammann |  33.3% | 1 |
| Keith Hennig |  33.3% | 1 |
| Seth Schulz |  33.3% | 1 |
| Elliot Samuel-Lamm |  0% | 0 |
| write-in: |  0% | 0 |

Lodi School Board Member (3)






| Candidate Name (Party) | Percent | Votes |
|------------------------|--|-------|
| Terry Haag |  21.9% | 233 |

| Candidate Name (Party) | Percent | Votes |
|------------------------|--|-------|
| Scott Pierquet |  12.9% | 138 |
| Theresa Valencia |  19.3% | 206 |
| Sarah K. Ripp |  20.6% | 220 |
| Bill M. Wipperfurth |  13.2% | 141 |
| Craig R. Giese |  11.6% | 124 |
| write-in: |  0.4% | 4 |






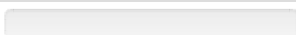
Marshall School Board Member (3)

| Candidate Name (Party) | Percent | Votes |
|------------------------|--|-------|
| Justin Rodriguez |  31.9% | 714 |
| Allison Fuelling |  34.6% | 775 |
| Erin Egan |  32.3% | 724 |
| write-in: |  1.2% | 26 |



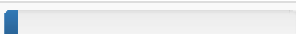
Monona Grove School Board Member (3)

| Candidate Name (Party) | Percent | Votes |
|------------------------|---|-------|
| Janice Stone |  31.3% | 3162 |
| Katie Moureau |  22.0% | 2225 |
| Eric Hartz |  23.5% | 2380 |
| Philip Haven |  22.6% | 2284 |
| write-in: |  0.7% | 66 |

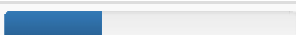
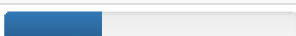

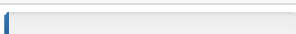
Poynette School Board Member (3)

| Candidate Name (Party) | Percent | Votes |
|------------------------|--|-------|
| Jody Bartnick |  16.7% | 1 |
| Jeremy Panizza |  0% | 0 |
| Luke Walz |  33.3% | 2 |
| Tricia Tveit |  16.7% | 1 |
| Sebastian Mion |  33.3% | 2 |
| write-in: |  0% | 0 |

Stoughton School Board Member (3)

| Candidate Name (Party) | Percent | Votes |
|------------------------|--|-------|
| Allison Sorg |  48.9% | 3719 |
| Mia Croyle |  46.4% | 3523 |
| write-in: |  4.7% | 358 |

Wisconsin Heights School Board Member (3)

| Candidate Name (Party) | Percent | Votes |
|------------------------|--|-------|
| Matt Crowe |  33.2% | 1088 |
| Cindy Beuthin |  33.2% | 1086 |
| Angela M. Wolf |  32.4% | 1060 |
| write-in: |  1.3% | 41 |

Barneveld School Board Member Village of Barneveld

| Candidate Name (Party) | Percent | Votes |
|------------------------|---------|-------|
|------------------------|---------|-------|

| Candidate Name (Party) | Percent | Votes |
|------------------------|---------|-------|
| Denise Douglas | 20.0% | 1 |
| Timothy Ozment | 40.0% | 2 |
| write-in: | 40.0% | 2 |

DeForest School Board Member Village of DeForest

| Candidate Name (Party) | Percent | Votes |
|------------------------|---------|-------|
| Brian Coker | 99.2% | 2774 |
| write-in: | 0.8% | 23 |

DeForest School Board Member T. Vienna & Leeds

| Candidate Name (Party) | Percent | Votes |
|------------------------|---------|-------|
| Jeff Hahn | 99.3% | 2713 |
| write-in: | 0.7% | 20 |

Sauk Prairie School Board Member V. Prairie du Sac...

| Candidate Name (Party) | Percent | Votes |
|------------------------|---------|-------|
| Nik Franciskovich | 34.4% | 128 |
| Rich Judge | 64.2% | 239 |
| write-in: | 1.3% | 5 |

Sauk Prairie School Board Member V. Merrimac...

| Candidate Name (Party) | Percent | Votes |
|------------------------|---------|-------|
| Jim Isaacson | 96.9% | 281 |
| write in: | 3.1% | 9 |

Sauk Prairie School Board Member T. Franklin...

| Candidate Name (Party) | Percent | Votes |
|------------------------|---------|-------|
| John Hutchins | 98.6% | 287 |
| write-in: | 1.4% | 4 |

Waunakee School Board Member Town of Vienna

| Candidate Name (Party) | Percent | Votes |
|------------------------|---------|-------|
| Mark Hetzel | 69.1% | 3595 |
| Ben Opel | 30.8% | 1602 |
| write-in: | 0.2% | 9 |

Waunakee School Board Member Town of Westport

| Candidate Name (Party) | Percent | Votes |
|------------------------|---------|-------|
| Ted Frey | 97.8% | 3791 |
| write-in: | 2.2% | 87 |

Waterloo School Board Member Area 2

| Candidate Name (Party) | Percent | Votes |
|------------------------|---------|-------|
| Charles Crave | 97.2% | 35 |
| write-in: | 2.8% | 1 |

Waterloo School Board Member Area 3

| Candidate Name (Party) | Percent | Votes |
|------------------------|--|-------|
| Jeremy J. Dolfin | <div><div style="width: 100%;"></div></div> 100% | 30 |
| write-in: | <div><div style="width: 0%;"></div></div> 0% | 0 |

River Valley School Board Member Area 5

| Candidate Name (Party) | Percent | Votes |
|------------------------|--|-------|
| Elisabeth Minich | <div><div style="width: 100%;"></div></div> 100% | 3 |
| write-in: | <div><div style="width: 0%;"></div></div> 0% | 0 |

River Valley School Board Member Area 7

| Candidate Name (Party) | Percent | Votes |
|------------------------|--|-------|
| Frederic H. Iausly | <div><div style="width: 100%;"></div></div> 100% | 3 |
| write-in: | <div><div style="width: 0%;"></div></div> 0% | 0 |

River Valley School Board Member Area 8

| Candidate Name (Party) | Percent | Votes |
|------------------------|--|-------|
| Kiley P. Cates | <div><div style="width: 100%;"></div></div> 100% | 3 |
| write in: | <div><div style="width: 0%;"></div></div> 0% | 0 |

Oregon School Board Member Area 1

| Candidate Name (Party) | Percent | Votes |
|------------------------|--|-------|
| Mary Angela Lokuta | <div><div style="width: 98.8%;"></div></div> 98.8% | 3659 |
| write in: | <div><div style="width: 1.2%;"></div></div> 1.2% | 43 |

Middleton Cross Plains School Board Member Area 2

| Candidate Name (Party) | Percent | Votes |
|------------------------|--|-------|
| Bob Green | <div><div style="width: 98.6%;"></div></div> 98.6% | 6250 |
| write-in: | <div><div style="width: 1.4%;"></div></div> 1.4% | 89 |

Oregon School Board Member Area 3

| Candidate Name (Party) | Percent | Votes |
|------------------------|--|-------|
| Troy J. Pankratz | <div><div style="width: 98.9%;"></div></div> 98.9% | 3616 |
| write-in: | <div><div style="width: 1.1%;"></div></div> 1.1% | 40 |


Middleton Cross Plains School Board Member Area 4

| Candidate Name (Party) | Percent | Votes |
|------------------------|--|-------|
| Lauren Rogers | <div><div style="width: 31.3%;"></div></div> 31.3% | 2464 |
| Katie Frank | <div><div style="width: 68.2%;"></div></div> 68.2% | 5369 |
| write-in: | <div><div style="width: 0.6%;"></div></div> 0.6% | 45 |



Middleton Cross Plains School Board Member Area 5

| Candidate Name (Party) | Percent | Votes |
|------------------------|--|-------|
| Daniel Osborne | <div><div style="width: 41.0%;"></div></div> 41.0% | 2895 |
| Bartlett Durand | <div><div style="width: 58.3%;"></div></div> 58.3% | 4122 |
| write in: | <div><div style="width: 0.7%;"></div></div> 0.7% | 49 |

Verona School Board Member Portion 1

| Candidate Name (Party) | Percent | Votes |
|----------------------------|--|-------|
| Meredith Stier Christensen |  99.0% | 4032 |
| write-in: |  1.0% | 40 |




Madison Metropolitan School Board Member Seat 1

| Candidate Name (Party) | Percent | Votes |
|------------------------|--|-------|
| Maia Pearson |  98.6% | 45244 |
| write-in: |  1.4% | 645 |


Madison Metropolitan School Board Member Seat 2

| Candidate Name (Party) | Percent | Votes |
|------------------------|--|-------|
| Savion Castro |  98.5% | 44640 |
| write-in: |  1.5% | 660 |




Barneveld School Board Member At Large

| Candidate Name (Party) | Percent | Votes |
|------------------------|--|-------|
| Jeffrey W. Reese |  40.0% | 2 |
| Nicholas D. Sessler |  20.0% | 1 |
| write-in: |  40.0% | 2 |

DeForest School Board Member At Large

| Candidate Name (Party) | Percent | Votes |
|------------------------|--|-------|
| Sue Esser |  99.0% | 2811 |
| write-in: |  1.0% | 28 |


Verona School Board Member At Large (2)

| Candidate Name (Party) | Percent | Votes |
|------------------------|--|-------|
| Korbey White |  45.1% | 3071 |
| Jennifer Murphy |  54.0% | 3680 |
| write in: |  0.9% | 61 |

State Referendum #1 (Private funds in election admin)

| Candidate Name (Party) | Percent | Votes |
|------------------------|--|-------|
| Yes |  31.0% | 39363 |
| No |  69.0% | 87422 |

State Referendum #2 (Election officials)

| Candidate Name (Party) | Percent | Votes |
|------------------------|--|-------|
| Yes |  30.9% | 39122 |
| No |  69.1% | 87548 |



T. Rutland Referendum #1 (Appointed town clerk)

| Candidate Name (Party) | Percent | Votes |
|------------------------|--|-------|
| Yes |  60.2% | 324 |
| No |  39.8% | 214 |

T. Rutland Referendum #2 (Appointed town treasurer)

| Candidate Name (Party) | Percent | Votes |
|------------------------|--|-------|
| Yes |  61.7% | 329 |
| No |  38.3% | 204 |

Barneveld School District Ref (Exceed revenue limit)

| Candidate Name (Party) | Percent | Votes |
|------------------------|--|-------|
| Yes |  16.7% | 1 |
| No |  83.3% | 5 |



Edgerton School District Ref (Exceed revenue limit)

| Candidate Name (Party) | Percent | Votes |
|------------------------|--|-------|
| Yes |  53.9% | 301 |
| No |  46.1% | 257 |



Evansville School District Ref (Exceed revenue limit)

| Candidate Name (Party) | Percent | Votes |
|------------------------|---|-------|
| Yes |  0% | 0 |
| No |  100% | 2 |

Marshall School District Ref (Bonds \$5,000,000)

| Candidate Name (Party) | Percent | Votes |
|------------------------|--|-------|
| Yes |  48.0% | 648 |
| No |  52.0% | 701 |


McFarland School District Ref (Exceed revenue limit)

| Candidate Name (Party) | Percent | Votes |
|------------------------|--|-------|
| Yes |  41.3% | 2005 |
| No |  58.7% | 2849 |

River Valley School District Ref #1 (Bonds \$19,500,000)

| Candidate Name (Party) | Percent | Votes |
|------------------------|--|-------|
| Yes |  66.7% | 2 |
| No |  33.3% | 1 |

River Valley School District Ref #2 (Bonds \$14,500,000)

| Candidate Name (Party) | Percent | Votes |
|------------------------|--|-------|
| Yes |  33.3% | 1 |
| No |  66.7% | 2 |

Stoughton School District Ref (Exceed revenue limit)

| Candidate Name (Party) | Percent | Votes |
|------------------------|--|-------|
| Yes |  61.2% | 3595 |
| No |  38.8% | 2277 |

WI Heights School District Ref (Exceed revenue limit)

| Candidate Name (Party) | Percent | Votes |
|------------------------|---------|-------|
|------------------------|---------|-------|

| | | | |
|-----|--|-------|------|
| Yes | | 56.8% | 1029 |
| No | | 43.2% | 783 |

BALLOTS CAST - TOTAL

| Candidate Name (Party) | Percent | Votes |
|------------------------|---------|--------|
| BALLOTS CAST - TOTAL | | 130960 |

Uploaded at : 4/16/2024 10:11 AM